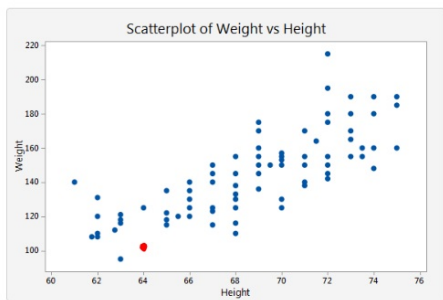
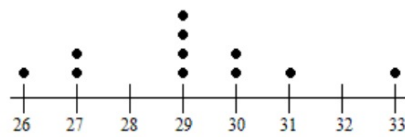


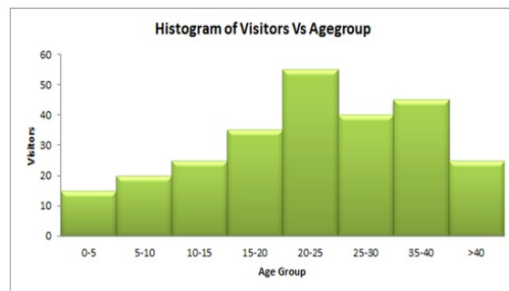
Creating a "Box and Whisker" Plot to Display Statistical Data

Connect

Line Plot: Number of Students per Classroom



(64, 100)



I do

Stephanie wonders how tall the players on the Atlanta Hawks basketball team are. She looks up their heights (in inches):

73, 75, 75, 76, 77, 77, 77, 80, 81, 82, 82, 83, 83, 84

Which measure of central tendency or variation best describes the data?

We do

Hiram asked his math class “How many pets do you own?” He graphed the results on the line plot.



You do together on whiteboard

Cindy was using her cell phone app to record the wait time for various rides at an amusement park. Below are the times that she recorded in minutes.

20, 34, 40, 41, 50, 50, 53, 56, 57, 58, 64, 70

CREATE A BOX AND WHISKER PLOT

You do alone on index card

Tierney raises ponies. The heights, in centimeters, of Tierney's ponies are listed below.

90, 98, 96, 95, 95, 97, 96, 99, 91, 93, 98, 96, 97, 95, 96

CREATE A BOX AND WHISKER PLOT